

6-DZF-23

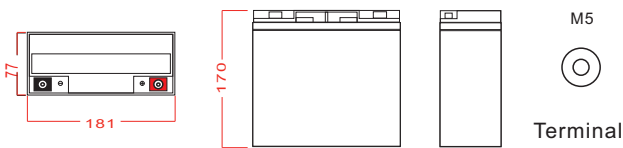


General Features

- High Corrosion Resistant Performance: Pb-Ca multi-alloy grid
- High Energy Density and Power Density
- Excellent Charge Acceptance Ability
- Strong High and Low Temperature Performance
- Optimized Capability of instant High-current Discharging
- Low self-discharge rate



Dimension: 181(L)×77(W)×170(H)×170(TH) Unit: mm



Applications

- Electric vehicle
- Electric wheelchair
- Electric scooter
- Electric play car for children
- Garbage truck
- Patrol car

Specification

Nominal Voltage	12V
Nominal Capacity	23Ah
Design life	5 years
Terminal	M5
Approx. Weight	Approx6.85kg (15.1lbs)
Container Material	ABS
	25.0Ah 10Hour Rate (2.50A to 10.5V)
	23.0Ah 2Hour Rate (11.5A to 10.5V)
	18.4Ah 1Hour Rate (18.4A to 10.5V)
Operating Temperature	Discharge: -20 ~50°C(-4~ 122°F) Charge: -20 ~50°C(-4~ 122°F) Storage: -20 ~50°C(-4~ 122°F)
	Float Use:13.7-13.9V@25°C Cycle Use :14.7-14.9V,@25°C Max charge current 4.60A
Charge Method (25 °C)	
Self discharge	3% of capacity declined per month at 25°C

Constant Current Discharge Characteristics Unit: A (25°C, 77°F)

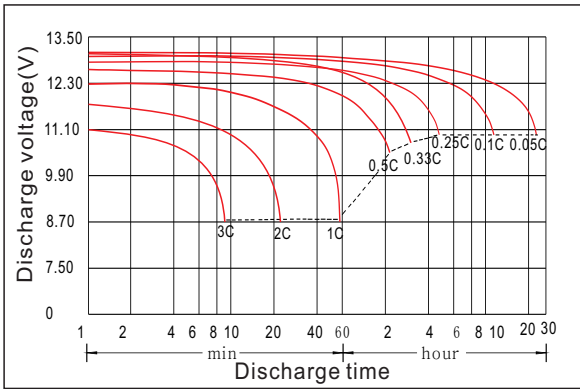
F.V/Time	5Min	15Min	30Min	1h	2h	3h	5h	8h	10h	20h
1.60V	96.4	57.0	34.0	19.0	11.8	8.17	4.94	3.17	2.57	1.457
1.65V	93.8	55.3	33.4	18.9	11.7	8.09	4.90	3.15	2.54	1.448
1.70V	90.2	54.1	32.8	18.8	11.6	7.97	4.83	3.10	2.53	1.439
1.75V	82.6	52.4	32.5	18.4	11.5	7.90	4.80	3.08	2.50	1.430
1.80V	74.0	48.7	31.1	18.0	11.3	7.85	4.68	3.00	2.47	1.421
1.85V	66.1	43.7	28.4	16.7	10.7	7.39	4.43	2.84	2.40	1.394

Constant Power Discharge Characteristics Unit: W/cell(25°C, 77°F)

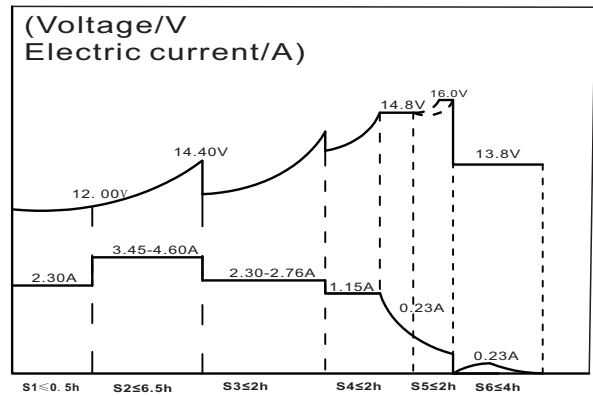
F.V/Time	5Min	15Min	30Min	1h	2h	3h	5h	8h	10h	20h
1.60V	146.4	91.4	55.8	32.6	20.3	14.10	8.49	5.60	4.48	2.60
1.65V	141.1	89.5	55.4	32.3	20.3	13.91	8.47	5.54	4.46	2.60
1.70V	140.2	88.7	55.3	32.1	20.2	13.82	8.40	5.45	4.39	2.58
1.75V	130.4	88.0	55.1	31.8	20.0	13.77	8.33	5.44	4.36	2.56
1.80V	120.5	83.0	53.6	31.6	19.9	13.73	8.27	5.31	4.29	2.55
1.85V	107.1	74.4	49.1	29.4	19.1	13.07	7.87	5.06	4.22	2.53

6-DZF-23

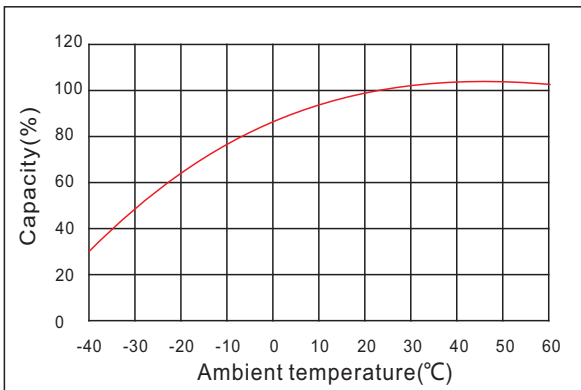
Discharge characteristic



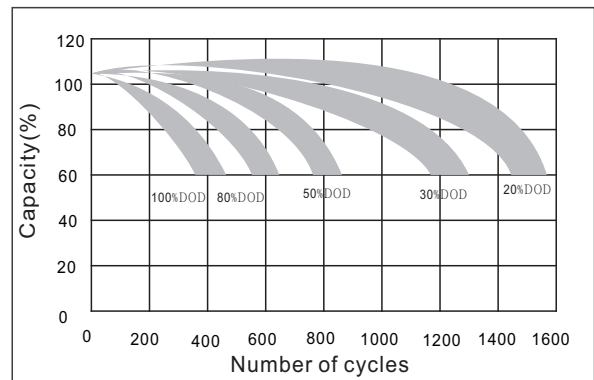
Charging characteristic



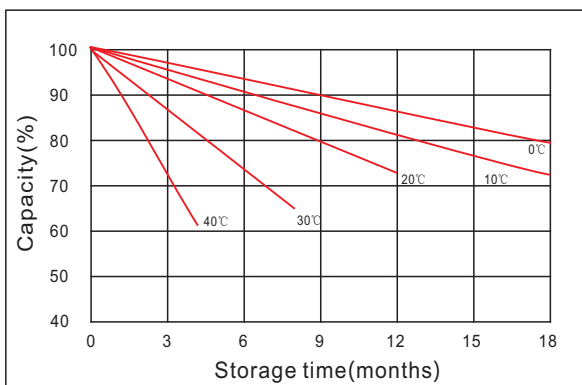
The effect of temperature on capacity



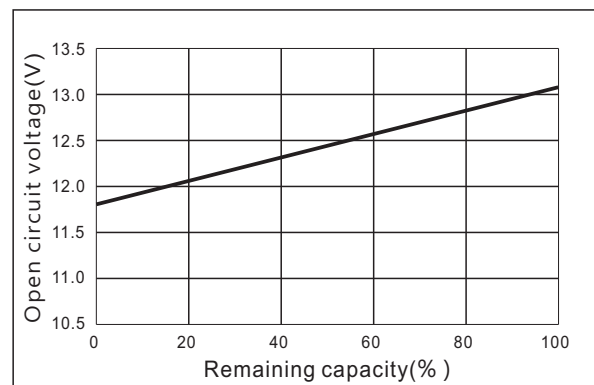
The effect of discharge depth on cycle life



Curves of self-discharge



Curves of open circuit voltage vs. capacity



www.kiju.com.cn info@kiju.com.cn

+86-791-85982779 +86-791-85989842

Jiangxi Jingjiu Power Science&Technology Co. Ltd.
Add: 1388 Fushan No.1 Street, Xiaolan Economic Development Zone, Nanchang City, Jiangxi Province, China.

Jiangxi Jingjiu Power (Jiujiang) Co. Ltd.
Add: Xiwang Rd, Aicheng Industrial Park, Yongxiu Country, Jiujiang City, Jiangxi Province, China.

