

## JDG12-90

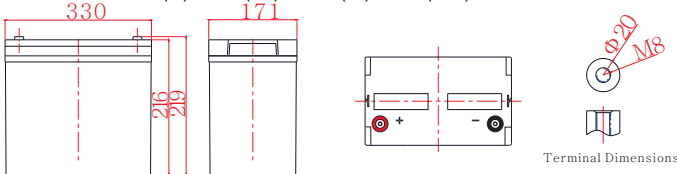


### General Features

- › Nanosilica colloidal electrolyte and high tin positive plate alloy design to enhance battery performance
- › Relatively rich electrolyte, high temperature and low temperature performance is superior
- › Long cycle life, excellent deep cycle discharge ability
- › Excellent charge acceptance ability
- › Precision sealing technology
- › Long life



Dimension: 330(L) × 171(W) × 216(H) × 219(TH) Unit: mm



### Applications

- › Solar / wind energy and other new energy storage
- › UPS/EPS
- › Power systems
- › Telecommunications system
- › Emergency lighting, Auto control system
- › Other general purpose

### Specification

Nominal Voltage	12V
Nominal Capacity	90Ah
Design life	10 years
Terminal	M8
Approx. Weight	Approx 27.0kg (59.5lbs)
Container Material	ABS
Rated Capacity	<b>90.0Ah</b> 10Hour Rate (9.00A to 10.8V)
	<b>71.1Ah</b> 3Hour Rate (23.7A to 10.8V)
	<b>57.7Ah</b> 1Hour Rate (57.7A to 10.5V)
Internal resistance	Full charged at 25°C: 5.5 mΩ
Max. Discharge Current	1080A(5S)
Operating Temperature	Discharge: -40 ~60°C (-40 ~ 140°F)
	Charge: -20 ~50°C (-4 ~ 122°F)
	Storage: -20 ~50°C (-4 ~ 122°F)
Charge current:	Max. 22.5A; Recom. 9.0A
Charge Method (25 °C)	Float Charge: 13.5-13.8V, recom. 13.8V (-18mV/ °C)
	Equalize charge: 13.8-14.1V, recom. 14.1V (-24mV/ °C)
	Cycle charge: 14.4-15.0V, recom. 14.7V (-30mV/ °C)
Self discharge	3% of capacity declined per month at 25°C

### Constant Current Discharge Characteristics Unit: A (25°C, 77°F)

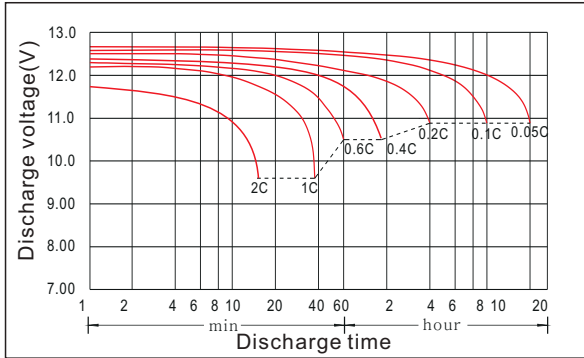
FV/Time	5min	15min	30min	1h	2h	3h	5h	8h	10h	20h
1.60V	317	170	104	60.6	34.8	25.2	16.9	11.1	9.36	4.91
1.65V	307	165	102	60.2	34.6	25.0	16.8	11.0	9.27	4.89
1.70V	295	162	100	59.8	34.3	24.6	16.6	10.9	9.18	4.86
1.75V	271	156	99.2	58.9	33.8	24.3	16.4	10.8	9.09	4.84
1.80V	243	146	94.9	57.4	33.2	24.2	16.0	10.8	9.00	4.82
1.85V	217	130	86.6	53.2	31.5	22.8	15.2	10.3	8.73	4.73

### Constant Power Discharge Characteristics Unit: W/cell (25°C, 77°F)

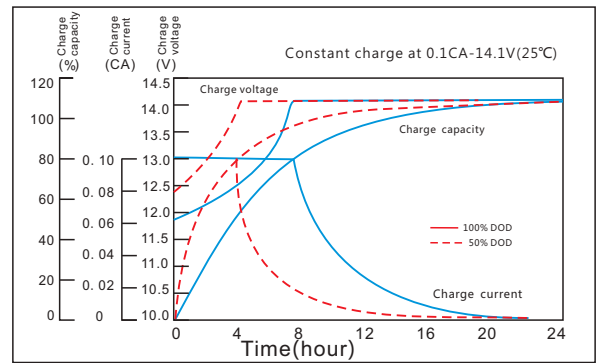
FV/Time	5min	15min	30min	1h	2h	3h	5h	8h	10h	20h
1.60V	532	300	188	115	65.7	48.0	32.1	21.6	18.0	9.72
1.65V	511	295	186	114	65.5	47.4	31.9	21.4	17.8	9.68
1.70V	509	291	186	113	65.3	47.1	31.7	21.3	17.6	9.63
1.75V	474	290	185	112	64.9	46.8	31.5	21.2	17.5	9.59
1.80V	436	274	180	111	64.7	46.7	31.1	21.0	17.3	9.54
1.85V	389	245	165	103	61.8	44.4	29.7	20.3	17.0	9.45

# JDG12-90

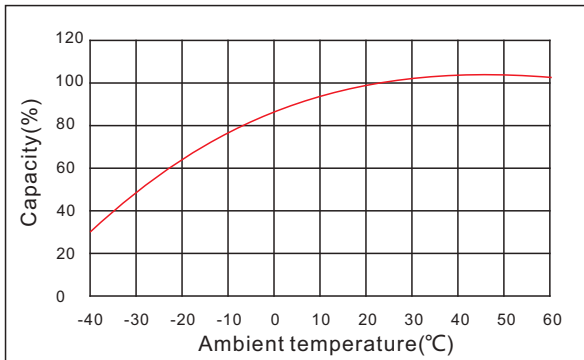
**Discharge characteristic**



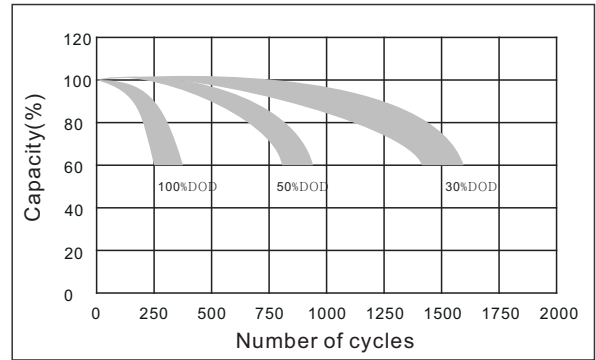
**Charging characteristic**



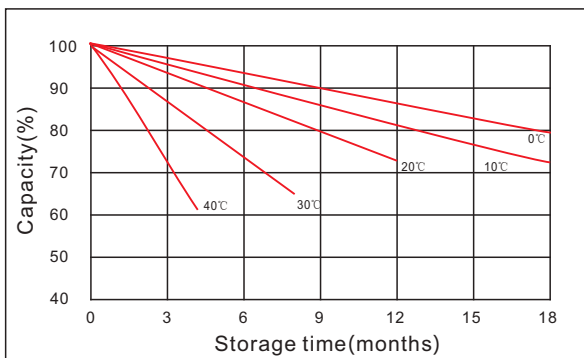
**The effect of temperature on capacity**



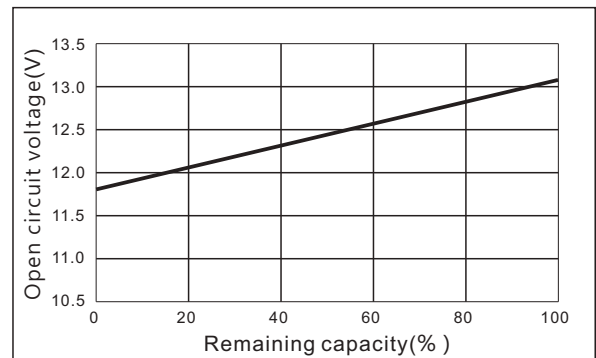
**The effect of discharge depth on cycle life**



**Curves of self-discharge**



**Curves of open circuit voltage vs. capacity**



[www.kijo.com.cn](http://www.kijo.com.cn)    [info@kijo.com.cn](mailto:info@kijo.com.cn)

**Jiangxi Jingjiu Power Science&Technology Co. Ltd.**  
Add: 1388 Fushan No.1 Street, Xiaolan Economic Development Zone, Nanchang City, Jiangxi Province, China.

+86-791-85982779    +86-791-85989842

**Jiangxi Jingjiu Power ( Jiujiang ) Co. Ltd.**  
Add: Xiwang Rd, Aicheng Industrial Park, Yongxiu Country, Jiujiang City, Jiangxi Province, China.

