

JPC2-1000

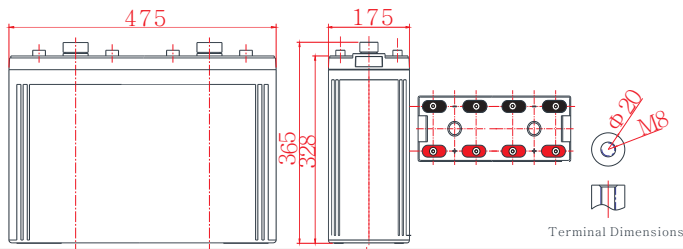


General Features

- Lead-carbon composite negative plate, both capacitance and battery characteristics
- Long cycle life, excellent deep cycle discharge ability
- Excellent charge acceptance ability
- Optimized capability of instant high-current discharging
- Strong high and low temperature performance
- Precision sealing technology



Dimension: 475(L)×175(W)×328(H)×365(TH) Unit: mm



Applications

- Solar / wind energy and other new energy storage
- Hybrid vehicles, electric bicycles and other new energy vehicles
- Other backup or cycle purposes

Specification

Nominal Voltage	2V
Nominal Capacity	1000Ah
Design life	15 years
Terminal	M8
Approx. Weight	Approx65.1kg (143.8lbs)
Container Material	ABS
Rated Capacity	1000Ah 10Hour Rate (100A to 1.80V)
	777Ah 3Hour Rate (259A to 1.80V)
	581Ah 1Hour Rate (581A to 1.75V)
Internal resistance	Full charged at 25°C: 0.19 mΩ
Max. Discharge Current	10000A(5S)
Operating Temperature	Discharge: -40 ~60°C(-40~ 140°F)
	Charge: -20 ~50°C(-4~ 122°F)
	Storage: -20 ~50°C(-4~ 122°F)
Charge current:	Max.300A ; Recom.100~150A
Charge Method (25 °C)	Float Charge:2.23-2.27V,recom.2.25V(-3mV/ °C)
	Equalize charge:2.30-2.35V,recom.2.35V(-4mV/ °C)
	Cycle charge:2.40-2.50V,recom.2.40V(-5mV/ °C)
Self discharge	3% of capacity declined per month at 25°C

Constant Current Discharge Characteristics Unit: A (25°C, 77°F)

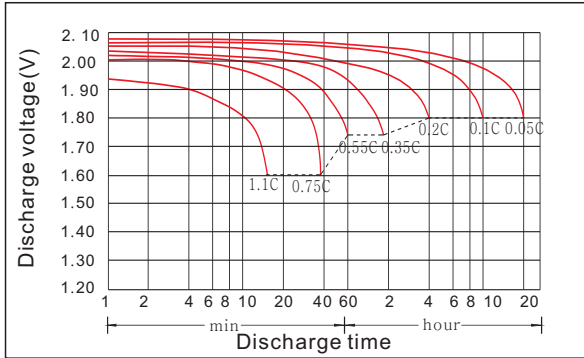
FV/Time	5min	15min	30min	1h	2h	3h	5h	8h	10h	20h
1.60V	2125	1466	1086	673	397	291	196	133	109	58.5
1.65V	1963	1367	1019	639	388	284	191	131	108	58.0
1.70V	1835	1282	957	610	373	276	190	129	107	57.1
1.75V	1749	1213	889	581	360	267	184	127	105	56.3
1.80V	1682	1144	832	545	341	259	180	125	100	55.0
1.85V	1489	1014	742	496	317	246	174	121	99.7	53.4

Constant Power Discharge Characteristics Unit: W/cell (25°C, 77°F)

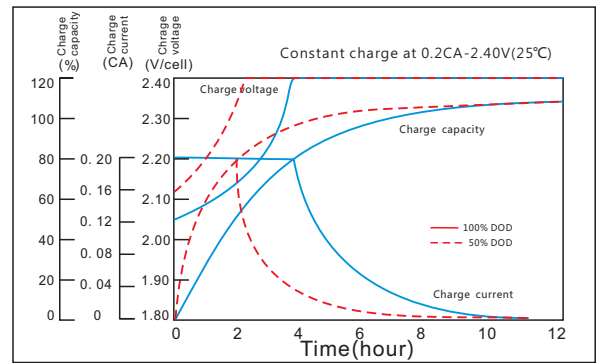
FV/Time	5min	15min	30min	1h	2h	3h	5h	8h	10h	20h
1.60V	3612	2493	1985	1387	833	612	414	281	231	124
1.65V	3435	2392	1908	1282	807	589	401	276	226	121
1.70V	3303	2307	1831	1221	777	567	394	270	219	117
1.75V	3200	2221	1768	1173	748	545	383	260	216	116
1.80V	3112	2117	1706	1105	714	527	372	253	213	114
1.85V	2829	1928	1517	1021	652	499	356	245	205	109

JPC2-1000

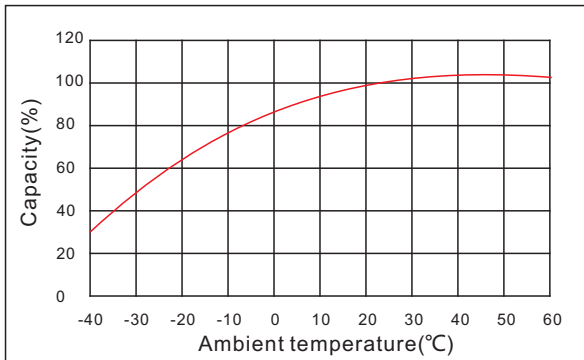
Discharge characteristic



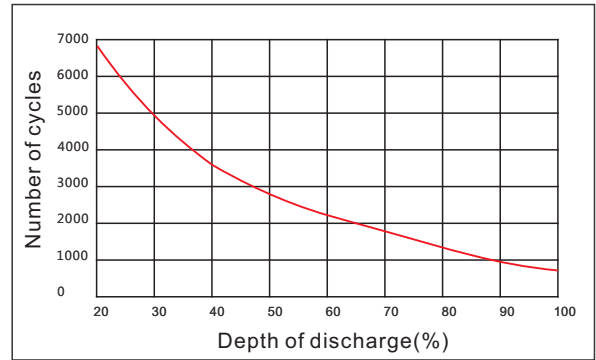
Charging characteristic



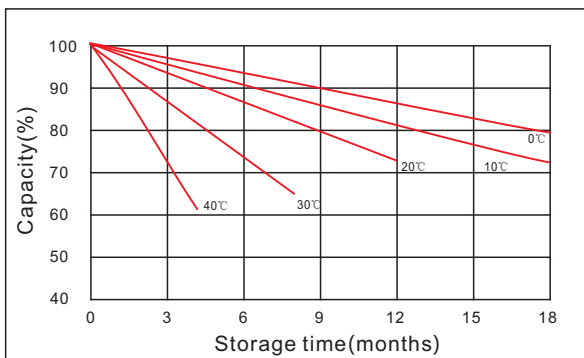
The effect of temperature on capacity



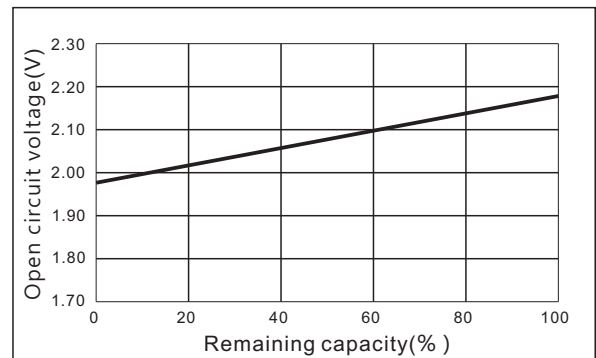
The effect of discharge depth on cycle life



Curves of self-discharge



Curves of open circuit voltage vs. capacity



www.kijo.com.cn info@kijo.com.cn

Jiangxi Jingjiu Power Science&Technology Co. Ltd.
Add: 1388 Fushan No.1 Street, Xiaolan Economic Development Zone, Nanchang City, Jiangxi Province, China.

+86-791-85982779 +86-791-85989842

Jiangxi Jingjiu Power (Jiujiang) Co. Ltd.
Add: Xiwang Rd, Aicheng Industrial Park, Yongxiu Country, Jiujiang City, Jiangxi Province, China.

